

The Hong Kong Girl Guides Association
Interest Badge Syllabus
Guide Section

Content

Service

AIDs Knowledge.....	4
City Guiding	5
Community Health	6
Crime Prevention.....	7
Environmental Protection.....	8
Fire Prevention.....	9
First Aid (Stage I).....	10
First Aid (Stage II)	12
Go Green	13
Home Nursing (Stage I)	14
Home Nursing (Stage I)	15
Home Nursing (Stage II).....	16
Home Nursing (Stage II).....	17
Life Saving	18
Powerwise Ambassador	20
Road Safety.....	21
Use Drugs Wisely.....	22
Service Flash.....	23

Character

Accident Prevention	24
Being Honest	25
Bird-watching	26
Child Care.....	27
Chinese Culture.....	28
Etiquette	29
Guide Friendship	30
Hong Kong History	31
Hosting	32
Knowledge of China.....	33
Pet Care	34
Reading	35
Secretary.....	36
Translating.....	37
Travelling	38
WAGGS Knowledge.....	39
Writing	41

The Hong Kong Girl Guides Association
Interest Badge Syllabus
Guide Section

Skill


Art.....	42
Ballroom Dance	43
Carpentry (Stage I)	44
Carpentry (Stage II).....	45
Computer.....	46
Cooking.....	47
Craft	48
Dance	49
Drill and Ceremony	50
Flower Arranging	52
Gardening	53
Homemaking.....	54
Information Technology	55
Knitting (Stage I).....	56
Knitting (Stage II)	57
Knotting (Stage I).....	58
Knotting (Stage II).....	59
Language	60
Laundress.....	61
Map Reading.....	62
Musical Ability (Stage I).....	63
Musical Ability (Stage II).....	64
Needlework.....	65
Performance.....	66
Photography.....	67
Piano (Stage I).....	68
Piano (Stage II)	69
Private Collection	70
Public Speaking.....	71
Signalling.....	72
Singing	73
Toymaking.....	74

Fitness

Basic Survival	75
Camping	76
Country Walking	78
Cycling	79
Food and Nutrition	80

The Hong Kong Girl Guides Association
Interest Badge Syllabus
Guide Section

Forestry	81
Health	82
Hiking	83
Nature.....	84
Orienteering	85
Outdoor Cooking.....	86
Physical Fitness (Stage I)	87
Physical Fitness (Stage II).....	88
Pioneering.....	89
Sports	90
Star Gazing	91
Swimming (Stage I).....	93
Swimming (Stage II)	94
Weather Knowledge	95



The Hong Kong Girl Guides Association
Interest Badge Syllabus
Guide Section

AIDs Knowledge

- I. State the definition of “AIDS”.
- II. How does HIV work on human immune system after invaded into human body?
- III. Describe the structure and features of HIV and the route of transmission.
- IV. In view of sexual health education, blood contact transmission and mother-to-child transmission, suggest one method to prevent the spread of HIV / AIDS. Please elaborate your answer.
- V. What is HIV Antibody test?
- VI. What is antiretroviral treatment? How does it work on HIV infection?
- VII. What is the difference between HIV carrier and AIDS patient?
- VIII. Answer the following questions:
 1. What is the main route of transmission of HIV / AIDS in Hong Kong? The infection rate of HIV / AIDS in Hong Kong.
 2. The meaning of “Red Ribbon”.
 3. What is “AIDS Memorial Quilt”?
 4. Please introduce “World AIDS Day”.
- IX. Give two examples of organizations which provide HIV / AIDS data and relevant activities.
- X. Choose one of the following topic and share with the Assessor (not less than 150 words):
 1. Write an article on your feeling before and after taking this course.
 2. Write a review on news related to AIDS within six months (submit with the news article).

Remarks

An appointed Guider who holds a valid AIDS Knowledge Instructor Certificate may take this badge assessment for her own Unit.



The Hong Kong Girl Guides Association
Interest Badge Syllabus
Guide Section

City Guiding

- I. Make a sketch map of the area near your home, meeting place or school, and lead or direct someone to the nearest church, clinic, telephone booth, post office, petrol filling station, police station, library, bus stop, railway station, city hall, shopping mall, district office or other well-known buildings; give the approximate time needed to reach each place.
- II. Show your ability to give clear directions to enable a person to find his way to any place (chosen by the Assessor) using public transport available. Provide with two different routes using different kinds of transportation and analyze the advantages and disadvantages of the two routes.
- III. Find the way from one given place to another by the use of a street map. Point out on the map the route taken.



The Hong Kong Girl Guides Association
Interest Badge Syllabus
Guide Section

Community Health

With the help of a log book, tell the Assessor the following:-

- I. Study the facilities and services in the area you live e.g. culture, leisure, medication and environment. Suggest improvements to be made.
 1. Participate in a community health activity e.g. health seminar
 2. Participate in promoting a community health activity e.g. serve as volunteer to pass the health message.
 3. Express your opinion on a newspaper clipping related to community health.
 4. Design a poster and slogan to promote community health.
 5. Prepare a short essay to state the importance of community health.
- II. Work with your Patrol / Unit in School / Centre to plan an activity to promote community health. (Submit your plan and activity report.)

Remarks

An appointed Guider may assess this badge for her own Unit.



The Hong Kong Girl Guides Association
Interest Badge Syllabus
Guide Section

Crime Prevention

- I. Share with the Assessor some leaflets on house-hold security you obtain from your local police station or District Office. Assess the safety of your home and the building or estate according to the information in those leaflets and explain to the Assessor how effective it is or are there any improvements needed.
- II. List ten advantages of Neighbourhood Watch scheme.
- III. Explain to the Assessor:
 1. The functions of a door viewer and door chain and the proper use of them.
 2. Ways in which you can make sure whether an official (e.g. meter reader or salesman) is genuine.
 3. After parking a car what should be done to increase the security of the car and the possessions inside it.
 4. What else you will teach a child besides being polite and be alert when talking to a stranger.
 5. What children must tell their parents if going out alone or with other children.
 6. How to prevent street and phone swindles.
 7. How to protect yourself and your possessions in the public.
- IV. Tell the Assessor what a Crime Prevention Panel is and what it tries to achieve. Give some examples of projects that it could undertake.
- V. List out the different kinds of hotline or reporting telephone number of the Hong Kong Police and explain the difference between report hotline and emergency call phone numbers.

Remarks

An appointed Guider may assess this badge for her own Unit.



The Hong Kong Girl Guides Association
Interest Badge Syllabus
Guide Section

Environmental Protection

- I. Discuss with the Assessor the meaning of Sustainable Development and how you can apply 'sustainable lifestyle' in your daily life (including clothings, food, living, activities and travelling) to protect environment.
- II. There are different types of environmental pollution such as air, water, noise, solid waste and light pollution.
 1. Select three types of environmental pollutions from the examples above and suggest some solutions to these problems.
 2. Select two types of environmental pollutions from the examples above and explain the causes of them.
- III. Discuss with the Assessor the meaning of 4R and how they can be applied to your daily life.
- IV. Undertake two of the following and share lessons learned and challenges met with the Assessor:
 1. Make environmental enzyme, use it at home and promote it to others.
 2. Make recycled paper and use them.
 3. Use waste material to make a handcraft.
 4. Design an environmental recipe of at least 10 dishes (e.g. Low carbon ingredients, not over eating, etc.).
 5. Make your home green by growing some plants.
- V. List the area of services and the functions of the Hong Kong Environmental Protection Department.
- VI. Discuss with the Assessor about the environmental conservation news which happened in the last three months.

Remarks

An appointed Guider who holds the valid Conservation Instructor Certificate may take this badge assessment for her own Unit.



The Hong Kong Girl Guides Association
Interest Badge Syllabus
Guide Section

Fire Prevention

- I. Understand the theory of burning.
- II. Explain the different causes of fires.
- III. List fire crises and the way of reporting it.
- IV. Know how to call for the Fire Service in case of fire.
- V. Illustrate how to prevent fires at home, at school and at a Girl Guides Campsite.
- VI. Describe the causes of fires in outdoor activities, how to prevent fires such as vegetation fires, camp fires, outdoor cooking, etc.
- VII. The procedure taken and the evacuation of people in case of a fire.
- VIII. Know the kinds of fire extinguishers and their uses and use a diagram to show the different kinds of fire prevention facilities at your home building or school.
- IX. Know the different kinds of fire hydride.
- X. List the types of dangerous goods and their labels.
- XI. Introduce the work of the Hong Kong Fire Services.
- XII. Introduce grading of fires and their types.
- XIII. Introduce the types of fire engines and fire boats.
- XIV. Visit a fire station and use a diagram to show the location of fire stations near your home and school. (Visiting of fire station must be arranged by HKGGA or the Sponsoring Authorities of the Unit.)
- XV. Introduce fire prevention activities in Hong Kong such as Fire Safety Ambassadors, Building Safety Ambassadors and open days, etc.
- XVI. Explain and demonstrate the following:
 1. Transportation of a casualty
 2. Treatment of burns

Remarks

An appointed Guider who holds a valid Fire Prevention Instructor Certificate may take this badge assessment for her own Unit.



The Hong Kong Girl Guides Association
Interest Badge Syllabus
Guide Section

First Aid (Stage I)

- I. Explain the following:
 1. Aims and principles of First Aid and the responsibility of a First Aider.
 2. Self-protection and anti-infection procedures.
 3. The cause of respiratory failure and treatment. (General cases, not including external artificial respiration.)
 4. The cause of circulation failure and treatment (including shock, fainting and unconscious).
 5. The principles and treatment of bleeding.
 6. The types of burn and their treatment.
 7. The cause of body temperature problem and treatment.
 8. What a fracture is and its treatment.
 9. Causes and treatment of soft tissues injury.
 10. The causes and treatment of poisoning.
 11. The treatment of external bodies into eye, ear, nose and choking.
 12. The correct method of calling for an ambulance, a doctor and police and the correct way of using a public phone.
- II. Demonstrate the following:
 1. Stop bleeding
 2. Bandaging a wound on
 - a. The straight part such as forearm, upper arm, thigh, lower leg, etc.
 - b. The joints such as elbow, knees and ankle
 - c. Back and front of hand and top and bottom of foot
 3. Immobilization of a fracture to
 - a. Collar bone, rib and pelvis
 - b. Upper limbs and lower limbs
- III. Prepare a First Aid kit for your Patrol outing and explain the use of each item.

Note

Holders of one of the following certificates are qualified for this badge:

- Hong Kong Red Cross – Elementary First Aid Course or Standard First Aid Certificate Course
- Hong Kong St. John Ambulance – Basic First Aid Certificate Course
- The First Aid Course organized by the Hong Kong Girl Guides Association



The Hong Kong Girl Guides Association
Interest Badge Syllabus
Guide Section

First Aid (Stage I)

Assessor's Qualifications

The Assessor must be a qualified Doctor, a Registered Nurse, a current Ambulance man of Fire Services Department or an Instructor in First Aid of the above organizations.

Remarks

An appointed Guider who holds the above qualification may take this badge assessment for her own Unit.



The Hong Kong Girl Guides Association
Interest Badge Syllabus
Guide Section

First Aid (Stage II)

Explain and demonstrate CPR with a Resuscitation Anne, demonstrate bandaging of an open wound and fracture and be able to answer questions from the Assessor.

1. Principles & Practice of First Aid
2. Action at an Emergency
3. The Structure and the Functions of the Body
4. Dressings & Bandages
5. Asphyxia
6. Cardio-Pulmonary Resuscitation for adult and infant
7. Management of Airway Obstruction in adult and infant
8. Wounds, Bleeding & Circulatory Failure
9. Shock & Fainting
10. Injuries to Bones
11. Injuries to Muscles, Ligaments & Joints
12. The Nervous System & Unconsciousness
13. Burns & Scalds
14. Poisoning
15. Procedure at Road Accidents
16. Handling & Transportation of Injured Person

Note

Holders of one of the following certificates are qualified for this badge:


- Hong Kong Red Cross – Standard First Aid Certificate Course
- St. John Ambulance – First Aid Certificate Course
- The First Aid Course organized by the Hong Kong Girl Guides Association.

Assessor's Qualifications

The Assessor must be a qualified Doctor, a Registered Nurse, a current Ambulance man of Fire Services Department or an Instructor in First Aid of the above organizations.

Remarks

An appointed Guider who holds the above qualification may take this badge assessment for her own Unit.



The Hong Kong Girl Guides Association
Interest Badge Syllabus
Guide Section

Go Green

- I. Explain to the Assessor what “Ecology” is and elaborate the relationship between different elements such as different living things or living things and non-living things.
- II. Use a diagram to elaborate the food chain.
- III. Provide a definition of wetlands and introduce the wetland in Hong Kong. Give examples of species of wetland organisms including various kinds of plants, birds, etc. and their adaptive features for the wetland environment.
- IV. List the Country Code and the code of visiting a wetland.
- V. Visit one of the following places, record your observation, share your experiences with the Assessor and elaborate the role that this place plays in conservation.
 1. A wetland or wetland park
 2. A country park or marine park
- VI. Choose one from the following:
 1. Make a model of not less than 8” x 8” x 4” with recycled or reused material to demonstrate the functions of wetland.
 2. Make a model of a water filter to demonstrate the filtering of water.
 3. Show how to save water in daily life by using graphic art or an animation.

Remarks

An appointed Guider who holds the valid Conservation Instructor Certificate may take this badge assessment for her own Unit.



The Hong Kong Girl Guides Association
Interest Badge Syllabus
Guide Section

Home Nursing (Stage I)

In this stage the patient is able to move around and help themselves in daily life, but just needs a little assistance.

I. Brief Concepts of Home Nursing

1. Illustrate the qualities needed in home nursing by giving examples.
2. Tell the Assessor the basic setting of a room for a patient including good ventilation, body warmth keeping and lighting.

II. Measure Patient's Vital Sign

1. Demonstrate measuring and recording body temperature, pulse and breathing.
2. Demonstrate simple checking of blood pressure and glucose levels.

III. Promote Patients' Comfort

1. Prepare a bed for receiving a patient.
2. Show how to use backrests, commodes, and know where those and other equipment can be obtained or borrowed in your own area.
3. Show the uses of a draw sheet, plastic sheeting and incontinence pads, and how these can be improvised.

IV. Personal Hygiene

1. The cleaning of face, mouth and hands.
2. Help the patient to take bath/shower and get changed.

V. Diet and Nutrition

1. Describe the nutritional values of food, quantity of a balanced diet and how they help recovery.
2. Prepare and serve one of the following: egg custard, jelly, milk pudding, fresh juice, flavoured milk drink, etc.
3. Set an invalid's tray and show how to feed and give food and drink to a patient who needs help.

VI. Treatment and observation of excrete

1. Record all body waste of the patient including frequency, quantity, type, shape, colour, etc.

VII. Prevent Infections

1. Explain how infections happen and the ways of prevention.

VIII. Wound Dressing

1. Demonstrate how to use cold pad, warm pad and dry dressing on any area of hands and feet and secure it with a bandage.
2. Demonstrate how to change a wound dressing for a patient.



The Hong Kong Girl Guides Association
Interest Badge Syllabus
Guide Section

Home Nursing (Stage I)

IX. To give Medications

1. Show how to give medicines by mouth.
2. Describe how to store medicines and pills to prevent danger to small children.
3. Explain “three checks five right” before giving medicine to patients.

X. Explain the important points to note in a report for the doctor or nurse.

XI. Activity

Explain the importance for a patient to keep having some activities and the points to be aware of during the activities.

Note

Holders of one of the following certificates are qualified for this badge:

- Hong Kong Red Cross - Junior Nursing Certificate
- St. John Ambulance - Essential Home Nursing

Assessor's Qualifications

The Assessor must be a qualified Doctor, a Registered Nurse or an Instructor in Home Nursing of the above organizations.

Remarks

An appointed Guider who holds the above qualification may take this badge assessment for her own Unit.



The Hong Kong Girl Guides Association
Interest Badge Syllabus
Guide Section

Home Nursing (Stage II)

Must be a holder of Home Nursing Badge (Stage I)

In this stage the patient may not be able to self-help.

Concepts of Home Nursing:

I. To promote Patients' Comfort

Show how to make a bed with the patient in it, including the changing of sheets and arranging the pillows.

II. To measure Patient's Vital Signs

Demonstrate measuring and recording body temperature, pulse and breathing when the patient is not able to self-help.

III. Personal Hygiene

1. How to help a patient with the morning and evening toilet using, including washing in bed, giving a mouth wash and brushing hair.
2. Tell which areas of a patient's body are subjected to pressure in bed and the corresponding influence upon the patient, and how soreness of these areas can be prevented.

IV. Diet and Nutrition

1. Describe the nutritional values of food, quantity of a balanced diet and how they help in recovery.
2. Prepare and serve one of the following: egg custard, jelly, milk pudding, fresh juice, flavoured milk drinks.
3. Set an invalid's tray and show how to feed and give food and drink to a patient who needs help.

V. To give Medications

1. Show how to give medicines by mouth.
2. Describe how to store medicines and pills to prevent danger to small children.
3. Explain "three checks five right" before giving patients medicine to patient.

VI. Observation & Aftercare of Patient's Elimination

1. Explain how to help a patient to use the bedpan and how to change a napkin.
2. Record all the body waste of the patient including frequency, quantity, type, shape, colour, etc.

VII. To prevent Infections

Explain how infections take place and the ways of prevention.



The Hong Kong Girl Guides Association
Interest Badge Syllabus
Guide Section

Home Nursing (Stage II)

VIII. Care of Respiratory Disorder

1. Explain how to help a patient to change the oxygen bottle.
2. Explain how to give inhaling medicine to a patient.

IX. Wound Dressing

1. Demonstrate how to help a patient in bed to use cold pad, warm pad and dry dressing on any area of hands and feet and secure it with a bandage.
2. Demonstrate how to change a wound dressing for a patient in bed.

X. To promote Ambulation for the Patient

1. Explain the importance of having activity for a patient in bed and points noted when practising it with the patient.
2. Show how to help a patient to get up and sit in a chair. Help a patient to dress and move about the room or house.

XI. Problem Solving Technique

1. Demonstrate how to convince a patient to do or not to do something.
2. Try to solve the problems given by the Assessor.

Note

Holders of one of the following certificates are qualified for this badge:


- Hong Kong Red Cross – Adult Nursing Certificate
- St. John Ambulance – Adult Home Nursing

Assessor's Qualifications

The Assessor must be a qualified Doctor, a Registered Nurse or an Instructor in Home Nursing of the above organizations.

Remarks

An appointed Guider who holds the above qualification may take this badge assessment for her own Unit.



The Hong Kong Girl Guides Association
Interest Badge Syllabus
Guide Section

Life Saving

I. Written Test

The test will be conducted in the form of multiple choice including the following content:


1. Basic theory of Life Saving
2. Skills of Life Saving
3. Skills of Recovery
4. First Aid Knowledge
5. Aftercare

II. Resuscitation

Perform Cardio Pulmonary Resuscitation by using a dummy.

III. Water Test

1. Rescue on land
 - i. Use of an appointed rescue instrument.
 - ii. Rescue a conscious casualty who is 2 to 10 metres away from the bank.
 - iii. Ensure the safety of the casualty and help her to land.
2. Water rescue
 - i. Use of an appointed rescue instrument.
 - ii. Approach from shallow water.
 - iii. Rescue a conscious casualty who is 15 metres away from the bank.
 - iv. Tow the casualty to the bank and help her to get out of the water.
3. Non-contact Rescue
 - i. Candidate should wear a long-sleeve shirt, trousers or dress.
 - ii. Can take off the above clothings before entering water.
 - iii. Get in deep water.
 - iv. Swim 50 metres to a casualty.
 - v. Perform defensive methods.
 - vi. Use non-contact rescue without any floating help.
 - vii. Rescue a casualty who is 50 metres away from the bank. Tow the casualty to the pool side and use support position to hold the casualty (time allowed 3 minutes and 15 seconds).
 - viii. Help the casualty to land from deep water.
 - ix. Look after the casualty after landing.



The Hong Kong Girl Guides Association
Interest Badge Syllabus
Guide Section

Life Saving

4. Contact Rescue

- i. Get in deep water.
- ii. Swim 50 metres to a casualty.
- iii. Perform Release Method.
- iv. Use Chin Tow or Cross Chest Tow.
- v. Rescue a casualty who is 50 metres away from the bank then use support position to hold the casualty.
- vi. Perform Towing Restraint on the way to the bank.
- vii. Tow the casualty to the bank and help her to land.
- viii. Look after the casualty after landing.

5. Emergency Resuscitation

- i. Get in deep water.
- ii. Swim 15 metres to the search area.
- iii. Use surface dive.
- iv. Dive into 1.5 to 1.8 metres to find a target.
- v. Change to an unconscious casualty and tow to a supporting point, perform ten cycles of supported Expired Air Resuscitation (EAR).
- vi. Help the person to land.
- vii. Perform Expired Air Resuscitation (EAR) and treatment of Vomit.
- viii. Place the person in the Recovery Position.

Note


Holders of the Bronze Medallion of the Hong Kong Life Saving Society are qualified for this badge.

Assessor's Qualifications

The Assessor should hold the Advance Teachers Certificate of the Hong Kong Life Saving Society.

Remarks

An appointed Guider who holds the Advance Teachers Certificate of the Hong Kong Life Saving Society may take this badge assessment for her own Unit.



The Hong Kong Girl Guides Association
Interest Badge Syllabus
Guide Section


Powerwise Ambassador

With the help of a logbook, tell the Assessor the following:

- I. List out the features on the Energy Efficiency Label and their purposes. Tell the Assessor what an Energy Efficient appliance is and give examples.
- II. 1. Introduce five safety guidelines for household electrical appliances.
 1. List at least five ways you can do to reduce natural resource consumption in your daily life and share that with at least five of your friends or relatives.
 2. Share your experiences with the Assessor.
- III. Design a plan to reduce the consumption of electricity and record the effect with reference to the electricity bill. Share your experience with the Assessor and explain your benefit in the event and the difficulties you come across and how you deal with them.
- IV. Choose one of the following and present to the Assessor:
 1. A model using renewable energy. List the types of renewable energy and the benefits of it.
 2. Use a Powerpoint to illustrate the types, advantages, application principles, cost and effectiveness of renewable energy.
 3. Give a speech of not less than 5 minutes to illustrate the relationship between green purchases and reduce energy. (e.g. Low carbon, use of Energy Efficient appliances, etc.)

Remarks

An appointed Guider may assess this badge for her own Unit.



The Hong Kong Girl Guides Association
Interest Badge Syllabus
Guide Section

Road Safety

Make a logbook to show the following:

- I. Explain to the Assessor the causes of road accidents.
- II. Design a poster or leaflet for a special road safety campaign.
- III. Explain to the Assessor about the problem on the following:
 1. Safety for pedestrians
 2. Safety for cyclists
 3. Safety for passengers
- IV.
 1. Present and explain the Highway Code as it applies to pedestrians.
 2. Explain the safety precautions for cyclists. (e.g. Safety facilities on bicycles, safety ways of cycling, things to pay attention to on the roads, etc.)
- V. Explain how to summon help in the event of a road accident.
- VI. Explain the definition of drunk drive and medic-drive and their effects.
- VII. Discuss with the Assessor a recent traffic accident. (Bring with you the source if written.)

Remarks

An appointed Guider may assess this badge for her own Unit.



The Hong Kong Girl Guides Association
Interest Badge Syllabus
Guide Section

Use Drugs Wisely

- I. Explain to the Assessor:
 1. The meaning of drug abuse.
 2. The consequences of using drug unwisely. (e.g. To person, family, society, etc.)
- II. Make a log book to show the following:
 1. Collect news cuttings on drug abuse for three consecutive months.
 2. List at least five kinds of drugs that are commonly abused and their bad effects on the body.
 3. What the common causes of drug abuse are.
 4. List the Government departments that are involved in beating drug abuse and explain their work.
 - i. Legislation
 - ii. Drug addiction treatment and rehabilitation
 - iii. Education and promotion
 - iv. Research work
 - v. International cooperations
- III. Design a poster or slogan on prevention of drug abuse.

Remarks

An appointed Guider may assess this badge for her own Unit.

The Hong Kong Girl Guides Association
Interest Badge Syllabus
Guide Section

Service Flash

Bronze

A minimum service of 20 hours within a period of 12 months must be recorded. Services recognized would include those organized by the Guide Company's Sponsoring Authority or The Hong Kong Girl Guides Association.

Silver

A minimum of 40 hours of the Community Service within a period of 12 months must be recorded. The definition of the 40 hours EXCLUDES services in functions organized by the Company's Sponsoring Authority and the 20 hours services required by the Bronze Service Flash .

Gold

A minimum of 40 hours of Community Service within a period of 24 months, including at least a service project (including the meeting, preparation and the direct service should not less than 12 hours and the serving targets should not be the sponsoring body and also excluding those hours recorded in the Bronze and Silver Flash) approved by the Unit Guider must be recorded for this Gold Service Flash.

Hong Kong Award for Young People

1. Service Flash (Bronze)
 - Service Flash (Bronze) is equivalent to the same topic in the Service Section of the Bronze Level of the HKAYP.
2. Service Flash (Silver)
 - Service Flash (Silver) equivalent to the same topic in the Service Section of the Silver Level of the HKAYP.
3. Service Flash (Gold)
 - If using the Service Flash (Gold) as the corresponding item for the Service Section at the Gold Level* of the HKAYP, please discuss with the HKGGAOA before initiating the activity. A proposal must be submitted before the assessment. After completing the service, please submit the activity records and the evaluation report.
 - Candidates who have completed the Service Section at the Gold Level of the HKAYP in corresponding item are qualified for the Service Flash (Gold).

*For Gold Award activities, you need to submit the proposal at least 1 month before the starting date. After the HKGGAOA review, the proposal will be submitted to the Award Office for Section Panels' approval. The activities can only begin after receiving notification of approval from the Section Panels. Late submissions may not be accepted.



The Hong Kong Girl Guides Association
Interest Badge Syllabus
Guide Section

Accident Prevention

Make a logbook to show the following:

- I. Describe how to guard against accidents when using:
 1. Gas stoves
 2. Electricity devices
 3. Campfires
- II. List and describe what special precautions to take in a house with small children and / or elderly.
- III. List at least three different ways of preventing accidents during the following activities:
 1. Water activities
 2. Mountain activities
 3. Using transportation
 4. Carrying pet(s)
 5. Participating in a large scale activity
- IV. Explain how to identify and what precautions to take to prevent accidents when in contact with poisonous or dangerous plants, insects and animals.
- V. Describe what special precautions to take when a bad weather signal (e.g. typhoon, rain, thunder, hot weather etc.) is in effect.

Remarks

An appointed Guider may assess this badge for her own Unit.

Hong Kong Award for Young People

Holders of this badge are qualified for the Skills Section at the Bronze/ Progressive Silver/ Direct Silver (Minors) Level of the HKAYP.



The Hong Kong Girl Guides Association
Interest Badge Syllabus
Guide Section

Being Honest

- I. Discuss the following with the Assessor:
 1. What is meant by corruption.
 2. The value of honesty and the positive effect it brings to our society.
- II. Explain to the Assessor things you know about ICAC:
 1. The background of the setup of the department.
 2. How the department promotes honesty to the public.
 3. To which branch does your District belongs.
 4. What you know about “ICAC CLUB”.
 5. If you have participated in any activity organized by ICAC, tell the Assessor about it and what you have benefited from the activity.
- III. Collect information of cases in the recent two years related to honesty (with newspaper cuttings or related information) and discuss with the Assessor your view of such cases based on “Materialism” and “Honesty”.
- IV. Keep a record and reflection of a discussion with your Company members in the Unit meetings on the issue of honesty and prevention of corruption, make a record and show it to the Assessor.
- V. Design a slogan of not more than 20 words to promote “Being Honest”.

Remarks

An appointed Guider may assess this badge for her own Unit.



The Hong Kong Girl Guides Association
Interest Badge Syllabus
Guide Section

Bird-watching

- I. Submit a bird watching logbook.
Observe at least five kinds of birds and make details of one of them, including their appearances such as feathers, flying, feet, voices, etc. and their lifestyles such as their living environment, ways of feeding and reproduction, etc.
- II. Get to know three from the following and record the information in your logbook:
 1. The origin of birds, evolve and classification
 2. Structure of birds
 3. The beaks of birds
 4. The feet of birds
 5. Feathers of birds
 6. The habitats of birds
 7. The migration of birds
- III. Explain what migratory birds and stay birds are.
- IV. Introduce the common birds in Hong Kong.
- V. Introduce the equipment required for bird-watching, the considerations about the weather and the basic observation skills.

Hong Kong Award for Young People

Candidates who have completed the Skills Section at the Bronze Level or above of the HKAYP in the "Bird-watching" topic are qualified for this badge.



The Hong Kong Girl Guides Association
Interest Badge Syllabus
Guide Section

Child Care

The assessment applies throughout to the care of children aged three to six.

During the assessment you are required to take care of a child of this age group for any part of his / her day. You must have a sense of responsibility and a high standard of personal hygiene.

Make a logbook to show the following:

- I. Explain to the Assessor:
 1. How a child should be clothed during different seasons in a year.
 2. Plan a one day menu for him / her.
 3. What kind of toys is suitable for him / her.
 4. Plan a day, showing the importance of a regular routine.
 5. How to prevent accidents in the house.
 6. How to put a child to bed.
 7. Identify the signs and symptoms of illness and abnormal behaviour of a child.
 8. How to check body temperature for a child and the suitable care to be given when a child has a fever.
 9. How well you understand that when dealing with a child, you must carry out whatever you have said you will do, and must never resort to bribery or threats.
- II. Take charge of a child or small group of children for part of a day under the supervision of the Assessor. This should include:
 1. Helping the child to wash before a meal, and serving him / her a meal.
 2. Setting out suitable material for play and supervising its use; joining in if the child requires it.
 3. Telling a story with illustrations or actions.



The Hong Kong Girl Guides Association
Interest Badge Syllabus
Guide Section

Chinese Culture

- I. Explain the meaning of “The Offspring of the Dragon” and the impact it has on the Chinese.
- II. Research one item on each of the following Chinese Cultural items and give a detailed explanation to the Assessor:
 1. Performance Art (dance, Chinese opera, juggling, drama, etc.)
 2. Customary and Social Convention (food, costumes, religions, etc.)
 3. Technology (architecture, medicine, calendar, etc.)
 4. Visual art (drawings, calligraphy, embroidery, pottery, etc.)
- III. Discuss with the Assessor the origin and characteristics of two Chinese rituals. For example, the rituals surrounding the giving of birth, celebration of the first month or the first year of birth, birthdays, festivals and worshipping rituals etc.
- IV. Present a Chinese ritual that your family is practising (endorsed by parents) and its origin.

Remarks

An appointed Guider may assess this badge for her own Unit.

Hong Kong Award for Young People

Holders of this badge are qualified for the Skills Section at the Bronze/ Progressive Silver/ Direct Silver (Minors) Level of the HKAYP.



The Hong Kong Girl Guides Association
Interest Badge Syllabus
Guide Section

Etiquette

Make a log book to show the following:

I. General Situation

1. Show the dress code for not less than three different situations of your own choice, e.g. visiting a friend, going to a concert, attending a wedding, etc.
2. Tell the Assessor the use of cosmetics and use pictures to illustrate suitable make up for different occasions.
3. Demonstrate good postures in front of the Assessor including sitting, standing, walking and talking etc.
4. Explain with the help of pictures to demonstrate table manners (For one eastern country and one western country).
5. The important things you need to take care of when meeting people of different nationalities for the first time.


II. Situations when you are in uniform

Explain to the Assessor the following:

1. The meaning of wearing uniform correctly.
2. Explain to the Assessor the standard of the Hong Kong Girl Guides uniform and the suitable manners when wearing uniform.
3. Explain to the Assessor at what situation and to whom you need to salute when you are in uniform, including meeting (at least three) other uniform group member.

Remarks

An appointed Guider may assess this badge for her own Unit.



The Hong Kong Girl Guides Association
Interest Badge Syllabus
Guide Section

Guide Friendship

- I. Explain fully what the World Association of Girl Guides and Girl Scouts is. Find out the links of this World Family.
- II. Introduce Hong Kong and the history of Hong Kong Guiding Movement in an interesting way to an overseas visitor. (The Assessor may impersonate the visitor if necessary.)
- III. Choose one from the following and keep correspondence with her / him for at least one year and show the Assessor copies of letters or e-mail written and received and material exchanged, etc. Know something of the history and traditions of your pen friend's country, and of the Guide Association(s) there, including the uniforms and badges. If your friend is a member of another youth group, get to know the background, uniform and badges of that organization.
 1. A Guide from another country.
 2. A member from another youth uniform group.Note: Before exchanging material, customs regulations should be studied.
- IV. Do four of the following:
 1. Dress yourself, or a member from your Patrol, in the uniform or national costume of a Member Country and explain its characteristics.
 2. Be able to recognize the National Costume of four countries of your own choice. Dress a doll in one of the costumes and explain to the Assessor the history, culture and religion of that Country.
 3. Greet Guides from three different countries in their own languages.
 4. Cook a foreign dish and bring it to the assessment (with the recipe and cooking method).
 5. Demonstrate a handcraft typical of another Country.
 6. Sing a traditional song of another country. (Print the lyrics and bring your own accompanist if necessary.)
 7. Tell a legend or folk tale of another country. (Bring a printed version.)
 8. Perform on your own or take part in a National Dance of another Country, and briefly introduce it to the Assessor. (Bring your music, costume, etc. if necessary.)
 9. With your Patrol, play a game from another country. (Certified by your Guider.)
 10. In your Unit meeting entertain a Guide member from another Country. (Certified by your Guider.)



The Hong Kong Girl Guides Association
Interest Badge Syllabus
Guide Section

Hong Kong History

- I. Explain briefly the origin of the name “Hong Kong”.
- II. Visit and keep a record of a building or area of interest in Hong Kong and share with the Assessor.
- III. Use a logbook to show the story of the area where you live or tell a story of a vicinity in the past, or describe that area at one period in the past.
- IV. Choose one of the following and discover something about it and share with the Assessor:
 1. A local legend, custom or craft; or
 2. Discover the old names and origin of these names of six local places.
- V. Tell the story of three people who have played an interesting role in the history of Hong Kong and their contribution to the place.

Remarks

An appointed Guider may assess this badge for her own Unit.

Hong Kong Award for Young People

Holders of this badge are qualified for the Skills Section at the Bronze/ Progressive Silver/ Direct Silver (Minors) Level of the HKAYP.



The Hong Kong Girl Guides Association
Interest Badge Syllabus
Guide Section

Hosting

- I. Prepare refreshment for a Girl Guide function and entertain the Assessor or someone chosen by him / her at the event.
- II. Discuss the following with the Assessor:
 1. Things you have to pay attention to when someone pays a visit to you.
 2. The Chinese and the Western table manners and the arrangements of seats for visitors.
- III. Explain to the Assessor what preparations and arrangements are required on the following areas when organizing activities for teenagers or the elderly:
 1. A plan for the party
 2. Activities for the party
 3. The menu
 4. An invitation letter / card
- IV. Take to the assessment:
 1. A thank-you letter with a correctly addressed envelope.
 2. An attractively wrapped gift.

Remarks

An appointed Guider may assess this badge for her own Unit.

Hong Kong Award for Young People

- Holders of this badge are qualified for the Skills Section at the Bronze/ Progressive Silver/ Direct Silver (Minors) Level of the HKAYP.
- Candidates who have completed the Skills Section at the Bronze Level or above of the HKAYP in the "Hosting" topic are qualified for this badge.



The Hong Kong Girl Guides Association
Interest Badge Syllabus
Guide Section

Knowledge of China

- I. Briefly introduce the establishment of PRC.
- II. Explain the symbolization of the National Badge, the National Flag and the National Song of China and their meanings to the people.
- III. Demonstrate to the Assessor that you understand the proper manner in the National Flag hoisting and the playing of the National Song and sing the National Song to the Assessor.
- IV. Show the geographic location of China on a map and identify the locations of Provinces, Special Municipalities, Autonomous Regions and Special Administrative Regions.
- V. List the names of all the existing nationalities (ethnic minority groups) in China and introduce two of them to the Assessor in an interesting way.
- VI. List the official organizations of the PRC and the present Chairman and Chief Executive.
- VII. List at least seven functions of the National People's Congress.
- VIII. Undergo a study of a topic (e.g. Economy, people's livelihood etc.) related to PRC with not more than four other Girl Guides.

Remarks


An appointed Guider may assess this badge for her own Unit.



The Hong Kong Girl Guides Association
Interest Badge Syllabus
Guide Section

Pet Care

- I. For at least 6 months, look after your pet and keep a record showing how you done so.
- II. Explain the following:
 1. A general knowledge of your pet's health.
 2. How to deal with its breeding.
 3. How to avoid abuse of a pet such as over feeding, lack of discipline in training, unsuitable living conditions (such as kennels, cages, etc.) and insufficient care in grooming, etc.
 4. What kind of disease your pet could get and how it could affect you.
 5. How to take care of your sick pet and how to obtain appropriate help.
 6. How to take care of an elderly pet.
 7. How to deal with death.
- III. Explain what you do when you are going on a trip.
- IV. Introduce some organizations that provide pet care advice such as the AFCD, SPCA etc.
- V. Explain why it is sometimes necessary to have an animal put to sleep.
- VI. Share some of your happy and unhappy experiences about keeping pet(s).



The Hong Kong Girl Guides Association
Interest Badge Syllabus
Guide Section

Reading

Make a log book to show the following:

- I. Complete one of the following:
 1. Be a library helper of not less than three months in your school or public library and keep a record of your service.
 2. Briefly introduce the types of public libraries, their services, and promotion activities. Introduce to the Assessor the location, ways to get there, facilities and services of a public library near your home or school.
- II. Introduce the category methods that are commonly used in a library.
- III. Within a period of three months, choose two books from the following categories, read and write a book report.
 1. Philosophy
 2. Religion
 3. Sociology
 4. Language
 5. Natural Science
 6. Applied Science
 7. Art
 8. Literature
 9. History
 10. Story or fiction
- IV. Submit your reading record of not less than three months, including basic information such as the author, publisher, etc.
- V. Introduce to the Assessor the content of three of the books in your reading record (including at least one fiction and one non-fiction).

Note

The assessment can be done in English or Chinese.

Remarks

An appointed Guider may assess this badge for her own Unit.

Hong Kong Award for Young People

Holders of this badge are qualified for the Skills Section at the Bronze/ Progressive Silver/ Direct Silver (Minors) Level of the HKAYP.



The Hong Kong Girl Guides Association
Interest Badge Syllabus
Guide Section

Secretary

- I. Keep a Patrol log book and minutes for two consecutive months or a detailed logbook of a Guide camp or holiday camp.
- II. At the assessment, fill in a form assigned by the Assessor, and demonstrate how to write a cheque.
- III. At the assessment, be prepared to write any three of the following:
 1. A letter inviting neighbouring Guide Units to join a function of your Company, stating time, place, form of entertainment, number of Guides, etc.
 2. A reply letter to such an invitation.
 3. A letter explaining your absence from a Guide meeting.
 4. A letter of thanks for a donation of food, a gift, or as a Guest of Honour.
 5. An application for a job.
 6. A notice of an activity.
 7. A letter to apply for the use of a venue.
- IV. Write a descriptive report of 200-300 words suitable for a magazine or newspaper, of one Guide event you have attended.

Note

The assessment can be done in English or Chinese.

Remarks

An appointed Guider may assess this badge for her own Unit.

Hong Kong Award for Young People

Holders of this badge are qualified for the Skills Section at the Bronze/ Progressive Silver/ Direct Silver (Minors) Level of the HKAYP.



The Hong Kong Girl Guides Association
Interest Badge Syllabus
Guide Section

Translating

Guides must inform the Assessor what language will be used at initial contact. See notes below.

I. Read, write and talk with the Assessor in a language other than your own.

For Clauses II and III, the visitor can be impersonated by the Assessor if necessary.

II. Answer questions that would probably be asked by a foreign visitor.

III. 1. Help a person from abroad on a shopping expedition, interpret his / her needs and be able to state the exchange rate of the two currencies.

2. Introduce to a visitor from abroad the sight-seeing spots in Hong Kong.

IV. 1. Help someone from abroad to plan a journey in Hong Kong and tell where to obtain the necessary information.

2. Help someone with the language you choose in Clause I to do the following:

a. to see a doctor

b. to complete a form

c. to obtain information at the police or railway station, or a bank

Note

For Chinese speaking candidates, Putonghua and all Chinese dialects cannot be used for this badge.



The Hong Kong Girl Guides Association
Interest Badge Syllabus
Guide Section


Travelling

Choose a Country to visit

- I. Describe how to apply for passport and visa.
- II. Describe the regulation of vaccinations.
- III. Find the following information of the country you have chosen from books or web site.
 1. Climate
 2. Transportation
 3. Food
 4. Currency
 5. National Flag
 6. Girl Guide uniform (if any) and clothes suitable for the country
- IV. Explain how to get help if accident or emergency should be happened in that country.
- V. Share one of your outbound tour experiences with the Assessor.
- VI. Plan an outbound trip of at least three days and two nights.

Remarks

An appointed Guider may assess this badge for her own Unit.



The Hong Kong Girl Guides Association
Interest Badge Syllabus
Guide Section

WAGGGS Knowledge

- I. Explain the following:
 1. The highlights of the history and structure of the World Association of Girl Guides and Girl Scouts (WAGGGS), including the part played by World Conferences.
 2. The meaning of the World Flag and the World Badge.
- II. Find out the wordings of the Guide Promise and Law in eight Member Organizations of WAGGGS (including one from each of the five Regions). Discuss with the Assessor the ways in which these differ from or are similar to the original one and the reason.
- III. Choose one Member Organization of WAGGGS from each of the five Regions. Describe the history and meanings of their national flags and the Guide badge(s) and uniform(s) of each. Illustrate information about the present-day life of girls in each of the chosen countries. (You can look at their clothings, food, ways of living, what they do and their religions.)
- IV. List the name and location of all the World Centres and introduce one of them in an interesting way.
- V. Do four from the following:
 1. Explain the significance of World Thinking Day and devise a ceremony for your Patrol or Company, run it and keep a record. Tell how the World Thinking Day Fund is used.
 2. Correspond with a Guide from another country and show the Assessor copies of letters written and received. Describe the history and traditions of your pen-friend's country and the Guide Association(s) there. (Different from those in Clause III.)
 3. Find out the current theme of WAGGGS which help people in need throughout the world. With your Patrol choose a current project, plan and carry out a fund-raising event for it. Tell the Assessor what you have done and show the posters, notices, receipts, etc. relating to your chosen project.
 4. Entertain a Guide from another Country at a Patrol or Company meeting.
 5. Dress yourself, or a member from your Patrol, in the uniform or national costume of a Member Organization and explain its characteristics.
 6. Learn and teach a song or dance from a Member Organization and tell its source or history.



The Hong Kong Girl Guides Association
Interest Badge Syllabus
Guide Section

WAGGGS Knowledge

7. Find out what the Guide Introduction Card is, and how to activate it.
8. Find out some facts about the historical, cultural and religious background of a Member Organization. Present these in an interesting way to the Assessor.
9. Plan a Tour to the country of a Member Organization. Describe the climate, currencies, food, etc.



The Hong Kong Girl Guides Association
Interest Badge Syllabus
Guide Section

Writing


- I. Explain to the assessor three different types of writings (e.g. Persuasion, Exposition, Narration, Poem, etc.)
- II. Bring one written item from from the following:
 - a) A story of not less than 500 words.
 - b) A one-act play of at least 10 minutes.
 - c) An article of not less than 500 words about a Girl Guide activity.
- III. Create one from the following:
 - a) A short poem.
 - b) A camp fire yarn of about 200 words.
 - c) An article explaining your own opinion or agreement on a particular topic.
- IV. At the assessment write an article assigned by the Assessor (not less than 300 words).

Remarks

An appointed Guider may assess this badge for her own Unit.

Hong Kong Award for Young People

Candidates who have completed the Skills Section at the Bronze Level or above of the HKAYP in the "Writing" topic are qualified for this badge.



The Hong Kong Girl Guides Association
Interest Badge Syllabus
Guide Section

Art

- I. Bring to the assessment at least two pieces of your artwork, in more than one medium, showing different subjects, e.g. landscapes, portraits, figures, still-life, abstract, flowers. Dimensions of the artwork should be not less than 30cm by 43cm (A3) size.
- II. Bring to the assessment two of your own designs of the following:
 1. A poster
 2. A notice for a Guide event
 3. A greetings card
 4. A drawing or sketch of a Guiding activity
 5. A printing (e.g. lino-cut printing or a potato-print)
 6. A detailed drawing in pencil, brush, pen or charcoal of different parts of plants or flowers
- III. At the assessment, draw a picture of size not less than A3 on a topic chosen by the Assessor / Guider. The medium to be chosen and provided by the candidate.
- IV. Tell the Assessor / Guider of your performance and contribution in any occasion of Guiding activity during the last twelve months using your artistic talent.

Remarks

An appointed Guider may assess this badge for her own Unit.

Hong Kong Award for Young People

Holders of this badge are qualified for the Skills Section at the Bronze/ Progressive Silver/ Direct Silver (Minors) Level of the HKAYP.



The Hong Kong Girl Guides Association
Interest Badge Syllabus
Guide Section

Ballroom Dance


- I. Choose three Ballroom dances and wear suitable dancewear to perform.
- II. Introduce two kinds of Ballroom dance to the Assessor (such as Waltz, Tango).
- III. Improvise some form of accompaniments chosen by the Assessor.
- IV. When you start to work for the badge, with your coach or teacher, set yourself targets for improvement over at least the next 6 weeks.

Note

1. Candidates should bring their own music.
2. Holders of Grade 3 of Dance Tests (Ballroom Branch) in the NATD are qualified for this badge.

Hong Kong Award for Young People

Holders of this badge are qualified for the Physical Recreation Section at the Silver Level of the HKAYP.




The Hong Kong Girl Guides Association
Interest Badge Syllabus
Guide Section

Carpentry (Stage I)

- I. Make a collection of some illustrations of models of some small wooden articles in a logbook.
- II. Describe or demonstrate:
 1. How to measure accurately.
 2. How to use nails and screws.
 3. How to use glue and adhesives.
 4. How to use simple tenon.
 5. How to smooth a rough surface with sandpaper.
 6. Different methods of colouring.
 7. How to use common tools such as hammer, saw, screw driver, right-angle, plane, chisel, etc.
- III. Show and introduce three types of common wood.
- IV. Make a simple wooden article and list the materials, accessories and procedures in detail.
- V. Demonstrate the proper way to drive in nails.

Hong Kong Award for Young People

- Holders of this badge are qualified for the Skills Section at the Bronze/ Progressive Silver/ Direct Silver (Minors) Level of the HKAYP.
- Candidates who have completed the Skills Section at the Bronze Level of the HKAYP in the "Carpentry (Stage I)" topic are qualified for this badge.



The Hong Kong Girl Guides Association
Interest Badge Syllabus
Guide Section

Carpentry (Stage II)

Must be a holder of Carpentry Badge (Stage I)

- I. Make a useful object, which includes at least one of the following items: tenon, hinges or locks.
- II. Make a list of different types of paints used by carpenters and explain their usages.
- III. Introduce at least four types of nails, screw drivers and four types of saws and explain their usages.
- IV. Demonstrate or illustrate how to install cork board.

Hong Kong Award for Young People

- Holders of this badge are qualified for the Skills Section at the Bronze/ Progressive Silver/ Direct Silver (Minors) Level of the HKAYP.
- Candidates who have completed the Skills Section at the Silver Level or above of the HKAYP in the "Carpentry (Stage II)" topic are qualified for this badge.



The Hong Kong Girl Guides Association
Interest Badge Syllabus
Guide Section

Computer

- I. Make a logbook to introduce the following:
 1. The difference of hardware and software in the computer system.
 2. The functions of at least ten computer hard wares such as input / output devices and main / supplementary storage, etc.
- II. Explain to the Assessor the relationship between file and folder and demonstrate how to create and delete a folder.
- III. Explain how to open a word-processing software. Type a paragraph (Chinese / English) and save it at a designated path according to the instruction of the Assessor. (Speed of typing should be at least 20 wpm for English and 10 wpm for Chinese.)
- IV. Able to connect to the internet using wireless and broadband and know how data are transmitted on the internet.
- V. Know how to install and use different kinds of screening software to block the website that is not suitable for children and teenagers.



The Hong Kong Girl Guides Association
Interest Badge Syllabus
Guide Section

Cooking


- I. Bring to the assessment a letter from your mother or home economics teacher to certify that you have prepared, cooked, and served a completed dinner for two to four persons and cleared things away afterwards. (Supported with photos.)
- II. At the assessment, cook a meal for two to four according to the menu in your logbook, choose one of the following:
 1. Chinese style: with two courses, a soup and rice.
 2. Western style: appetizer, main dish, dessert or drink.
 3. Other styles: with two courses, a soup and main dish.
- III.
 1. Make and serve a hot tea or coffee.
 2. Make and serve a drink e.g. Ovaltine, Horlicks or lemon tea, etc.
- IV. Lay a table for two persons for a midday meal.
- V. Wash up utensils, boards, etc. that have been used at the assessment.
- VI. Explain to the Assessor:
 1. The important points to note when using fresh, frozen and canned foods for cooking.
 2. How to plan a well-balanced menu for a family of four for one day.
- VII. Explain what safety precautions should be taken to prevent accidents in a kitchen and the ways to tackle with them.

Remarks

An appointed Guider may assess this badge for her own Unit.

Hong Kong Award for Young People

- Holders of this badge are qualified for the Skills Section at the Bronze/ Progressive Silver/ Direct Silver (Minors) Level of the HKAYP.
- Candidates who have completed the Skills Section at the Bronze Level or above of the HKAYP in the "Cooking" topic are qualified for this badge.



The Hong Kong Girl Guides Association
Interest Badge Syllabus
Guide Section

Craft


- I. Do four of the following and explain briefly to the Assessor the material, tools used and the way of making it.
 1. Embroider an original design.
 2. Fabric printing. You may use a lino-block, potato-cut, screen, or tie-dying.
 3. Make a puppet.
 4. Make a carving in a medium soft enough to cut easily, e.g. plaster, clay, wood, wax, soap, etc.
 5. Make a clay item.
 6. Make a basket or knit an article for decoration.
 7. Make an article in leather.
 8. Make a carpet or a decorative floor covering, e.g. rags, linen, strings, etc.
 9. Make an item with mosaic pattern.
 10. Make any kind of craft article. (Discuss with the Assessor in advance.)
- II. Bring to the assessment one unfinished article on which you can demonstrate your ability to the Assessor.

Remarks

An appointed Guider may assess this badge for her own Unit.

Hong Kong Award for Young People

Holders of this badge are qualified for the Skills Section at the Bronze/ Progressive Silver/ Direct Silver (Minors) Level of the HKAYP.



The Hong Kong Girl Guides Association
Interest Badge Syllabus
Guide Section

Dance

- I.
 1. Learn a folk dance from three different countries. Perform at least one of these at the assessment.
 2. Tell the Assessor something about the costumes worn by dancers and the historical background of the dance.
- II. Using any dance from your choice:
 1. Perform a dance lasting approximately 3 minutes and demonstrate at least 4 basic steps.
 2. Perform a dance in the assessment with music or some other form of accompaniment chosen by the Assessor. If you chose a Folk Dance or Social Dance, you may bring a friend with you to help.

Note

1. Your Unit Guider must tell the Assessor before the assessment which dance forms you have chosen.
2. Holders of Level IV or above, Elementary Level in Folk Dance of Royal Academy of Dance, or Grade 6 or above in Chinese Dance of Beijing Dance College are qualified for this badge.

Hong Kong Award for Young People

- Holders of this badge are qualified for the Physical Recreation Section at the Bronze Level of the HKAYP.
- Candidates who have completed the Physical Recreation Section at the Bronze Level of the HKAYP in the "Dance" topic are qualified for this badge.



The Hong Kong Girl Guides Association
Interest Badge Syllabus
Guide Section

Drill and Ceremony

- I. Explain to the Assessor the objectives of Foot Drills.
- II. Share one of your memorable experiences of a Guiding Ceremony. (e.g. World Thinking day, Fly up, an Enrolment or others.)
- III. Demonstrate the following:
 1. Atten-SHUN
 2. Stand-at-EASE
 3. Left-TURN
 4. Right-TURN
 5. About-TURN
 6. MARK-TIME
 7. Quick/Forward-MARCH
 8. HALT
 9. Fall-IN
 10. Fall-OUT
 11. Dis-MISS
 12. The Guide Sign and Salute
 13. Award Presentation
- IV.
 1. As a Patrol Leader participate in the following:-
 - a. Roll Call Drill
 - b. Horseshoe Formation
 2. Explain to the Assessor the above ceremonies.
- V. Demonstrate the following: (The candidate should be the Colour Bearer.)
 1. Hoisting of Colours
 2. Holding of Colours (Flag at the Order, Flag at the Carry)
 3. Breaking of Colours (including folding of the flag).
 4. Horseshoe Formation Presentation
- VI. Describe the following flags:
 1. PRC National Flag
 2. HKSAR Flag
 3. World Flag
 4. HKGGA Flag
 5. Unit Flag
- VII. Write a prayer and say the prayer at the assessment.
- VIII. Plan and organize an enrolment ceremony.




The Hong Kong Girl Guides Association
Interest Badge Syllabus
Guide Section

Remarks

An appointed Guider of any of the following may take this badge assessment for her own Unit:

1. Appointed before September 2009.
2. Completed Further Self-Development Training Course on Drill & Ceremonies.
3. Appointed Drill and Ceremony Instructor.



The Hong Kong Girl Guides Association
Interest Badge Syllabus
Guide Section

Flower Arranging

- I. Explain the use and maintenance of different types of tools and instruments used in flower arranging.
- II. Discuss with the Assessor:
 1. Preparation of flowers and leaves for a flower arrangement.
 2. Two methods of drying flowers.
 3. Various methods of fixing flowers in a container.
 4. How to extend the life of the arranged flowers and leaves.
- III. At the assessment demonstrate any two of the following:
 1. An arrangement of dried flowers or artificial flowers.
 2. Do one arrangement from the 12 basic forms.
 3. A round arrangement for the centre of a dining table.
 4. A mini arrangement under 10 cm in height.

Hong Kong Award for Young People

- Holders of this badge are qualified for the Skills Section at the Bronze/ Progressive Silver/ Direct Silver (Minors) Level of the HKAYP.
- Candidates who have completed the Skills Section at the Bronze Level or above of the HKAYP in the "Flower Arranging" topic are qualified for this badge.



The Hong Kong Girl Guides Association
Interest Badge Syllabus
Guide Section

Gardening

- I. Transplant three seedlings to a pot, and take care of those plants for about one month. Observe and record the growing of the plants. The Assessor will assess the process and the product.

- II. Make a logbook to show the following:
 1. A record of the caring of the plants in Clause I and their growing process.
 2. Collect and make spacemen of five kinds of shrubs and introduce the characteristics of plants.
 3. List the time for reproduction of at least one kind of plants and introduce at least two ways of reproduction of plants.
 4. Write your reflection on caring of plants.

- III. Introduce the usage and maintenance of gardening equipment.

Remarks

The assessment should be spread over a period of three months during which frequent reports are to be submitted to the Unit Guider. The report should be certified by your Guider.

Hong Kong Award for Young people

- Holders of this badge are qualified for the Skills Section at the Bronze/ Progressive Silver/ Direct Silver (Minors) Level of the HKAYP.
- Candidates who have completed the Skills Section at the Bronze Level or above of the HKAYP in the "Gardening" topic are qualified for this badge.



The Hong Kong Girl Guides Association
Interest Badge Syllabus
Guide Section

Homemaking

- I. Perform housework for seven consecutive days or four weekends (consecutive if possible). Take a note to the assessment with your parent's signature to certify that you have done the following satisfactorily.
 1. Lay the dining table and clear it and wash up after one main meal.
 2. Make your bed and keep your bedroom tidy.
 3. Undertake the weekly cleaning and vacuuming of your room.
 4. Cook a simple meal for the family including a soup and two courses.
 5. Clean the toilet.
 6. Change the bed sheets at least once within the above seven days or four weekends.
- II. Discuss with the Assessor:
 1. How fresh, frozen, canned and dried food should be stored.
 2. Plan the menu for a day for your family, showing that you have basic knowledge of food values.
 3. Prepare a shopping list and the cost for this plan.
 4. The precautions to prevent accidents at home.
 5. The proper disposal of kitchen waste and how to carry out categorizing of domestic rubbish.
 6. The selection of suitable cleaning agents and the correct ways of using them.
- III. Bring to the assessment one of the following or a record with photos or videos:
 1. A household item made by yourself.
 2. A bed sheet or table cloth you have made or repaired.

Remarks

An appointed Guider may assess this badge for her own Unit.

Hong Kong Award for Young People

Holders of this badge are qualified for the Skills Section at the Bronze/ Progressive Silver/ Direct Silver (Minors) Level of the HKAYP.



The Hong Kong Girl Guides Association
Interest Badge Syllabus
Guide Section

Information Technology

- I. Make a logbook to show the following:
 1. IT attitude
 2. Internet safety (online finance, chat room and electronic certificates, etc.)
 3. Intellectual Property Right
 4. Computer viruses
 5. Information searching
- II. Explain how the development of the Internet affects activities in the community and list the advantages and disadvantages of internet information.
- III. Demonstrate to the Assessor the making of animation.
- IV. Create a website of not less than ten pages by using a website making software.
- V. Design a poster or leaflet for a Girl Guide activity by using the functions (font type, font colour, drag and drop, alignment, indent, spell check, insert clip art and adjusting paper direction, etc.) of a word-processing software.

Hong Kong Award for Young People

Holders of this badge are qualified for the Skills Section at the Bronze/ Progressive Silver/ Direct Silver (Minors) Level of the HKAYP.



The Hong Kong Girl Guides Association
Interest Badge Syllabus
Guide Section

Knitting (Stage I)

- I. Demonstrate the following:
 - 1. Cast on
 - 2. Cast off
 - 3. Knit
 - 4. Purl
 - 5. Increase
 - 6. Decrease
- II. Introduce to the Assessor a pattern.
- III. Knit a scarf of not less than 150 cm.

Hong Kong Award for Young People

Candidates who have completed the Skills Section at the Bronze Level or above of the HKAYP in the "Knitting (Stage I)" topic are qualified for this badge.



The Hong Kong Girl Guides Association
Interest Badge Syllabus
Guide Section

Knitting (Stage II)

Must be a holder of Knitter Badge (Stage I)

- I. Make two garments by knitting or crocheting, e.g., hat, scarf, gloves, child's jersey. All of them must have a pattern and fancy stitch.
- II. At the assessment, show your garments in Clause I and demonstrate the skills that you have used in making these garments.

Hong Kong Award for Young People

Candidates who have completed the Skills Section at the Bronze Level or above of the HKAYP in the "Knitting (Stage II)" topic are qualified for this badge.




The Hong Kong Girl Guides Association
Interest Badge Syllabus
Guide Section

Knotting (Stage I)

- I. Explain different types of ropes and the care of them.
- II.
 - 1. Demonstrate Reef Knot, Overhand Knot, Double Overhand Knot, Clove Hitch, Sheet Bend, Pole Hitch, Bowline, Fisherman's Knot, Round Turn & Two Half Hitches, Packer's Knot and Simple Whipping.
 - 2. Tell the Assessor their characteristics, usages and make a knot display board.
- III. Make a flagpole or ladder.
- IV. Make a useful product or decoration with knots or macramé, e.g. a Patrol Leader's Lanyard, or a belt.

Assessor's Qualifications

An appointed Guider who holds a valid Certificate of "Further Self-Development Training Course Knot (II)" or a person who hold authorized knotting certificate may take this badge assessment for her own Unit.



The Hong Kong Girl Guides Association
Interest Badge Syllabus
Guide Section

Knotting (Stage II)

Must be a holder of Knotting Badge (Stage I)

- I. Tell the Assessor the characteristics and uses of the following and choose one from each of the following groups to demonstrate:
 - A.
 - i) West Country Whipping
 - ii) Sail-makers Whipping
 - B.
 - i) Eye Splicing
 - ii) Back Splicing
 - ii) Short Splicing
- II. Demonstrate two of the following, and tell the Assessor their characteristics and uses.
 - i) Tripod Lashing
 - ii) Snake Lashing
 - iii) Diagonal Lashing
 - iv) Square Lashing
- III. Make a gadget with different types of knots and tell the Assessor their characteristics and uses.

Assessor's Qualifications

An appointed Guider who holds a valid Certificate of "Further Self-Development Training Course Knot (II)" or person who hold authorized knotting certificate may take this badge assessment for her own Unit.



The Hong Kong Girl Guides Association
Interest Badge Syllabus
Guide Section

Language

Learning Goal: Try to talk to others and express herself in the language not of their mother tongue.

It is essential to tell the Assessor the language to be used so as to assure the arrangement of a suitable Assessor. (The language chosen should be the mother tongue or the language of common use of the Assessor). The language to be used cannot be the mother tongue of the candidate.

- I. Introduce yourself to the Assessor.
- II. Read aloud with expression a passage of your own choice. (The passage should be submitted to the Assessor before the assessment.)
- III. According to pictures given by the Assessor, tell a story.
- IV. Talk with the Assessor on the phone.

Hong Kong Award for Young People

- Holders of this badge are qualified for the Skills Section at the Bronze/ Progressive Silver/ Direct Silver (Minors) Level of the HKAYP.
- Candidates who have completed the Skills Section at the Bronze Level or above of the HKAYP in the "Language" topic are qualified for this badge.




The Hong Kong Girl Guides Association
Interest Badge Syllabus
Guide Section

Laundress

- I. Be ready at the assessment to launder, by hand or in a washing machine, and then to iron, any of the followings:
 1. Articles made from cotton or linen
 2. A garment made from wool
 3. A garment made from a man-made fibre
- II. Explain the International Textile Care Labeling Code.
- III. Be prepared to discuss with the Assessor the suitable ways of removal of four different kinds of stains. (e.g. Egg stain, blood stain, ball pen mark, oil stain, soya sauce, etc.)
- IV. Explain the care and maintenance of the laundry equipment that you use at home.

Remarks

An appointed Guider may assess this badge for her own Unit.



The Hong Kong Girl Guides Association
Interest Badge Syllabus
Guide Section

Map Reading

At the assessment, bring a Hong Kong Map HM20C/WGS84 1:20,000 and a Silva compass. Discuss with the Assessor how to choose and use a map.

In the assessment show the following according to the Assessor's requirement:

- I.
 1. Understand the information in a map of HM20C/WGS84. Be able to answer the Assessors' questions.
 2. Know the types of maps and their maintenance and demonstrate how to fold a map of HM20C/WGS84.
 3. Set a map:
 - i. With a compass.
 - ii. Without a compass, e.g. by sun, stars or landmarks.
 4. On a map measure the distance between two places.
 5. On a given place, find out its location using grid reference (4 figures and 6 figures) and tell its covering area.
 6. From a map of HM20C/WGS84, describe a route of about 6 km chosen by the Assessor.
 7. Recognize different geographical features, such as spur, valley, pass, cliff, river and so on by reading contours.
- II.
 1. Illustrate the basic structure of a Silva compass by a diagram and explain the maintenance of such a compass.
 2. Use the Silva compass to find the Forward Bearing and Backward Bearing of two points.
 3. Demonstrate how to use a compass with a map for navigation.

Remarks

An appointed Guider who holds a valid HKAYP Expedition Instructor Certificate may take this badge assessment for her own Unit.

Hong Kong Award for Young People

- Holders of this badge are qualified for the theoretical part of map reading training in the Adventurous Journey Section at the Bronze Level of the HKAYP.
- Candidates who have completed the Adventurous Journey Section at the Silver Level or above of the HKAYP are qualified for this badge.



The Hong Kong Girl Guides Association
Interest Badge Syllabus
Guide Section

Musical Ability (Stage I)

Can be done by using a Chinese or Western instrument

- I. Perform two pieces with contrasting styles: one by a modern composer, one by an ancient period composer.
- II. Play three campfire songs as accompaniment (sung by yourself or others) with different chords and accompaniment styles.
- III. Read a simple score assigned by the Assessor.
- IV. At the assessment, play any scale or arpeggio (major or minor, up to four sharps or flats) for two octaves chosen by the Assessor.

Note

Holders of Grade/Level 4 or above (instruments other than piano) of the Associated Board of Royal Schools of Music or the Central Conservatory of Music are qualified for this Badge.

Hong Kong Award for Young People

Holders of this badge are qualified for the Skills Section at the Silver Level of the HKAYP.



The Hong Kong Girl Guides Association
Interest Badge Syllabus
Guide Section

Musical Ability (Stage II)

Must be a holder of Musician Badge (Stage I)

Can be done by using a Chinese or Western instrument

- I. Perform two pieces from different musical periods and tell the Assessor the musical features of the two periods. These musical features should include 4 of the following: Texture, Rhythm, Tempo, Tonality, Dynamics and Form.
- II. Tell the Assessor 3 composers respectively from each of the two periods.
- III. Compose a piece of not less than 6 bars. The piece must be of compound time. State the tempo and dynamics clearly.
- IV. Play a piece you like (Grade 5 or above and different from clause I) and explain why you like it.

Note

Holders of Grade/Level 8 or above (instruments other than piano) of the Associated Board of Royal Schools of Music or the Central Conservatory of Music, and related performance experiences (with certified copy) are qualified for this Badge.

Hong Kong Award for Young Badge

If using the Musical Ability (Stage II) as the corresponding item for the Skills Section at the Gold Level* of the HKAYP, please discuss with the HKGGAOA before initiating the activity. A proposal must be submitted before the assessment. After completing the activity, please submit the activity records and the evaluation report.

*For Gold Award activities, you need to submit the proposal at least 1 month before the starting date. After the HKGGAOA review, the proposal will be submitted to the Award Office for Section Panels' approval. The activities can only begin after receiving notification of approval from the Section Panels. Late submissions may not be accepted.



The Hong Kong Girl Guides Association
Interest Badge Syllabus
Guide Section

Needlework

- I.
 1. Using more than five kinds of stitch, make and decorate a garment, e.g. apron, tablecloth or house accessories.
 1. At the assessment, demonstrate three of the above stitches and explain their uses.
- II. Illustrate and demonstrate the following:
 1. The correct use of a paper pattern, including placing on fabric and cutting out.
 2. The use of a sewing machine.
 3. Two methods of making seams and neatening of raw edges.
 4. Dispose of fullness.
 5. Finish a hem.
 6. Set in a sleeve.
 7. Make a worked, bound or machined buttonhole.
- III. Submit one garment, using fabric of your own choice. List out the material used, cost and the process of making it.

Hong Kong Award for Young People

Candidates who have completed the Skills Section at the Bronze Level or above of the HKAYP in the "Needlework" topic are qualified for this badge.



The Hong Kong Girl Guides Association
Interest Badge Syllabus
Guide Section

Performance

Give a performance using two of the items listed below, one of it on your own and the other one work with other members in your Unit. The one you do on your own should be at least four minutes and the one with your Unit members at least eight minutes.

1. A puppet play
2. A ballad
3. A shadowgraph
4. A concert or play
5. A dance
6. A Song
7. A musical instrument
8. A Speech
9. A pantomime
10. A story
11. A magic show
12. A talk show
13. Other performances (An agreement from the Assessor should be obtained in advance)

Note

Your standard should be high enough for public entertainment and you must send the programme to the Assessor beforehand.

Remarks

An appointed Guider may assess this badge for her own Unit.



The Hong Kong Girl Guides Association
Interest Badge Syllabus
Guide Section

Photography

- I. Tell the Assessor the names and the functions of the parts of a camera, e.g. lens, shutter and stops etc.
- II. Explain briefly one of the following:
 1. What causes the production of a negative and a positive (print).
 2. The forming of pictures in a digital camera.
- III. Explain the Pix of a digital camera.
- IV. Bring to the assessment at least 10 photographs which you have taken and mounted. (The photos can be taken with a mechanical camera or a digital camera.) Describe the condition in which the photographs were taken and points to note in taking such photos. The subjects include at least five of the following:
 1. Indoor
 2. Portrait
 3. Landscape
 4. Architecture
 5. Action
 6. Copy of photograph, drawing, or a painting.
 7. Flowers
 8. Birds, animals, insects

Hong Kong Award for Young People

Candidates who have completed the Skills Section at the Bronze Level or above of the HKAYP in the "Photography" topic are qualified for this badge.



The Hong Kong Girl Guides Association
Interest Badge Syllabus
Guide Section

Piano (Stage I)

- I. Perform two pieces from either two of the following musical periods: Baroque, Classical, Romantic or 20th Century.
- II. Sing a phrase and indicate the time signature of the song played by the Assessor.
- III. Play any three two-octaves scales and arpeggios including major and minor named by the Assessor.

Note

Holders of Grade 4 or above (Piano) in the Associated Board of Royal Schools of Music; or Grade 5 or above (Piano) in Trinity College London are qualified for this badge.

Hong Kong Award for Young People

Holders of this badge are qualified for the Skills Section at the Silver Level of the HKAYP.



The Hong Kong Girl Guides Association
Interest Badge Syllabus
Guide Section

Piano (Stage II)

Must be a holder of Piano Badge (Stage I)

- I. Perform three pieces from two different musical periods and state the composer and the period respectively.
- II. State the features of a piece played by the Assessor. Discuss four from of the following musical features: Texture, Rhythm, Tempo, Dynamics, Form and Tonality.
- III. Play a piece of your choice (Grade 5 or above and different from Clause I) and explain the reasons why you like.
- IV. Compost and play a melody of not less than 8 bars and state the tempo and dynamics clearly.
- V. Must have at least one public performance or competition experience (Certified by the related organization).


Note

Holders of Grade 7 or above (Piano) in the Associated Board of Royal Schools of Music; or Grade 8 or above (Piano) in the Trinity College London and related performance experiences (with certified copy) are qualified for this Badge.

Hong Kong Award for Young People

If using the Piano (Stage II) as the corresponding item for the Skills Section at the Gold Level* of the HKAYP, please discuss with the HKGGAOA before initiating the activity. A proposal must be submitted before the assessment. After completing the activity, please submit the activity records and the evaluation report.

*For Gold Award activities, you need to submit the proposal at least 1 month before the starting date. After the HKGGAOA review, the proposal will be submitted to the Award Office for Section Panels' approval. The activities can only begin after receiving notification of approval from the Section Panels. Late submissions may not be accepted.



The Hong Kong Girl Guides Association
Interest Badge Syllabus
Guide Section

Private Collection

Bring your collection to the assessment. If the items are of large quantity or large size, you can discuss with the Assessor before the assessment for special arrangement.

- I. Over a period of at least six months, make a collection of stamps, postmarks, crests, fossils, dolls, or coins, etc.
- II. Arrange your collection in the best way possible, e.g. putting stamps in a stamp album. Explain your system to the Assessor.
- III. Label and identify the items in your collection in an interesting way.
- IV. Tell the Assessor how you can learn more about your collection.
- V. Arrange for your Patrol or Company to look at your collection and be able to talk about it and answer questions. If the Assessor is not your Guider, discuss with the Assessor to make special arrangement or produce a certification from your Guider for this Clause.

Remarks

An appointed Guider may assess this badge for her own Unit.

Hong Kong Award for Young People

- Holders of this badge are qualified for the Skills Section at the Bronze/ Progressive Silver/ Direct Silver (Minors) Level of the HKAYP.
- Candidates who have completed the Skills Section at the Bronze Level or above of the HKAYP in the "Private Collection" topic are qualified for this badge.



The Hong Kong Girl Guides Association
Interest Badge Syllabus
Guide Section

Public Speaking

- I. Explain to the Assessor what you have to pay attention to when giving a speech.
- II. Recite from memory a short poem, passage or verse of your own choice (1 to 2 minutes).
- III. Read aloud with expression a passage or prayer provided by the Assessor.
- IV. Deliver a speech not less than 3 minutes on a subject given by the Assessor to you 5 minutes beforehand.

Note

1. The assessment can be done in English, Cantonese or Putonghua.
2. Candidates with the certificate awarded by the Hong Kong Schools Music and Speech Festival in the past two years can be exempted from Clause II.

Hong Kong Award for Young People

Holders of this badge are qualified for the Skills Section at the Bronze/ Progressive Silver/ Direct Silver (Minors) Level of the HKAYP.



The Hong Kong Girl Guides Association
Interest Badge Syllabus
Guide Section

Signalling

Pass the following 3 clauses:

- I. Complete the following using Semaphore Signal.
 1. Read five messages given by the Assessor.
 2. Send and receive short messages out of talking range.
(The sending and receiving procedures must be correct.)
- II. Complete the following by using Morse code: (Different means are acceptable, e.g. Light, sound, flag, etc.)
 1. Read 5 messages in Morse code given by the Assessor.
 2. Send and receive short messages out of talking range. (The sending and receiving procedures must be correct.)
- III. Radio communication
 1. Demonstrate the correct voice procedure.
 2. Explain the radio discipline.
 3. Explain the terms used in communication.
(e.g. Hello, Over, Out, Roger, etc.)
 4. Demonstrate how to pronounce the 26 letters in Standard Phonetic Alphabet.
 5. Explain the important items to consider when using wireless communication in Hong Kong, and the license scheme and how to apply for a license.
 6. Demonstrate how to use a simple walkie-talkie.

Note

You should aim at style, rhythm, accuracy, and the ability to get a message through, rather than speed.

Hong Kong Award for Young People

Holders of this badge are qualified for the Skills Section at the Bronze/ Progressive Silver/ Direct Silver (Minors) Level of the HKAYP.



The Hong Kong Girl Guides Association
Interest Badge Syllabus
Guide Section

Singing

- I. Sing an octave of a major scale upward.
- II. Sing two songs of your own choice from memory. One should be of English or foreign folk-song (not from your usual campfire repertoire) and the other a song to which an accompaniment is essential. The accompanist must be brought to the assessment.
- III. Sing two campfire songs with action.
- IV. Tap a rhythm played by the Assessor.
- V. Sight reading and sing a song assigned by the Assessor in the assessment.

Note

Holders of Grade 4 or above in the Associated Board of Royal Schools of Music (Singing) are qualified for this badge.

Hong Kong Award for Young People

Holders of this badge are qualified for the Skills Section at the Bronze/ Progressive Silver/ Direct Silver (Minors) Level of the HKAYP.



The Hong Kong Girl Guides Association
Interest Badge Syllabus
Guide Section

Toymaking

- I. Complete two of the following:
 1. Make a soft toy with left over cloth.
 2. Make a toy out of wood or plastic.
 3. Make a board game.
 4. Make a toy out of waste material.
 5. Make an interesting toy out of other materials.
- II. Explain to the Assessor the labels that are commonly seen on toys.
- III. Explain how to choose toys for children of different age group and points to note.

Remarks

An appointed Guider may assess this badge for her own Unit.

Hong Kong Award for Young People

Holders of this badge are qualified for the Skills Section at the Bronze/ Progressive Silver/ Direct Silver (Minors) Level of the HKAYP.



The Hong Kong Girl Guides Association
Interest Badge Syllabus
Guide Section

Basic Survival

- I. Complete the following to show that you are able to cope with living in the wild:
 1. Explain to the Assessor points to pay attention to when lighting an open fire.
 2. Demonstrate how to cook with an open fire using raw materials for a simple meal of two courses (One with cooking utensils one without).
 3. Demonstrate to the Assessor how you use a pocket knife that you bring to the assessment.
 4. Make a simple one-man shelter from a groundsheet or natural materials (but do protect the natural environment).
 5. Explain to the Assessor how you deal with an emergency case. (The case to be provided by the Assessor).
 6. Demonstrate how to pack and carry your back pack with your camping gears.
- II. List and explain the Country Code.
- III. Stay alone in the wild for half hour and report on what you have noticed of the birds, animals, plants, insect lives, etc., around you. You may do this clause beforehand in a suitable locality, and bring a certificate to the assessment.

Note

1. Firewood and Charcoal can be used for fire lighting.
2. Cooking equipment includes cook set and mess tin.



The Hong Kong Girl Guides Association
Interest Badge Syllabus
Guide Section

Camping

Make a logbook to show the following:


- I. Share your experience in Camp for at least twice and spend two nights and three days under canvas in one occasion, and participate in camp Patrol duties.
- II. Explain the following:
 1. The basic safety in camp and the precaution in bad weather such as wind, rain, thunder, lightning etc.
 2. How to take care of the tent, met, bed roll in different kinds of weather and the ways of emergency repair of a tent.
 3. How to use cooking stove and to use different kinds of fluid such as wood, charcoal, gas, kerosene, alcohol, wax, etc.
 4. How to choose a site for camp and the direction of the tent.
 5. How to keep all the equipment in camp such as tents, fluid, activity materials, back up materials etc.
 6. Ways of carrying and storing of food.
 7. Ways of disposal of waste.
 8. The importance of hygiene and safety in camp.
- III. Demonstrate the following:
 1. How to pitch, demolish, air and pack up an A-tent, doom tent, store tent and toilet tent.
 2. Use the following lashing to make one or more gadgets:
 - i) Square lashing
 - ii) Tripod lashing
 - iii) Snack lashing
 3. Use firewood to cook a meal out-of-doors showing at least three methods of cooking, e.g. frying, stewing and boiling.

Assessor's Qualifications

Camper's Licence

Remarks

1. An appointed Guider who holds a valid Camper's License may take this badge assessment for her own Unit.
2. The Current Division Camp Consultant may take this badge assessment for Guides from her Division.



The Hong Kong Girl Guides Association
Interest Badge Syllabus
Guide Section

Camping

Hong Kong Award for Young People

- Holders of this badge are qualified for the theoretical part of campcraft and youth hostel knowledge in the Adventurous Journey Section at the Bronze Level of the HKAYP.
- Candidates who have completed the Adventurous Journey Section at the Silver Level or above of the HKAYP can be exempted from the Syllabus for items II, the cooking part of the item III and the one-night-and-two-day camp.



The Hong Kong Girl Guides Association
Interest Badge Syllabus
Guide Section

Country Walking

- I. Go on at least three hikes in different areas with your friends or Patrol. These hikes should be for purposes, such as bird-watching, plant-observing etc. On each of these hikes, you must go with at least three other people and cover at least 4 km on foot.
- II. In a logbook, record your journeys, including the full particulars of route charts, journey records, purposes of the journeys and any interesting events on the way.
- III. List the Country Code.
- IV. Make a list of the suitable clothings, footwears and equipment for hiking in a variety of weather conditions.
- V. Describe Safety Rules and the procedures for calling for help.
- VI. Describe how to help protect the environment when hiking, e.g. the concept of "Leave No Trace".
- VII. Prepare a First Aid kit suitable for your Patrol on a day trip.

Remarks

An appointed Guider who holds a valid HKAYP Expedition Instructor Certificate may take this badge assessment for her own Unit.

Hong Kong Award for Young People

Candidates who have completed the Adventurous Journey Section at the Bronze Level or above of the HKAYP in the "Hiking" are qualified for this badge.




The Hong Kong Girl Guides Association
Interest Badge Syllabus
Guide Section

Cycling

- I. Explain to the Assessor how to check the functions of a bicycle and the maintenance of a bicycle.
- II. Read a road map. At the assessment, cycle for approximately 2 km along a route indicated on the map by the Assessor.
- III. Demonstrate how to mount and dismount on the kerb side.
- IV. Demonstrate how to replace a loose chain.
- V. Explain the Highway Code as it applies to cycling.
- VI. Explain the proper equipment required on a bicycle and the cyclist for cycling at night.

Hong Kong Award for Young People

- Holders of this badge are qualified for the Physical Recreation Section at the Bronze Level of the HKAYP.
- Candidates who have completed the Physical Recreation Section at the Bronze Level or above of the HKAYP in the "Cycling" topic are qualified for this badge.




The Hong Kong Girl Guides Association
Interest Badge Syllabus
Guide Section

Food and Nutrition

- I. Tell the Assessor how the four basic food types in the Food Pyramid function in our bodies and the quantity of each type we need each day.
- II. Design a day's menu according to the correct proportions of food in the Pyramid. Evaluate your diet habit and explain how you can improve your own diet.
- III. Choose three types of food from each level of the pyramid and list how many calories are provided by 100g of each of them.
- IV. Write down how many calories are needed daily by different age groups of males and females.
- V. Make a list of different kinds of food for different festivals and on special occasions and tell what level they fit into the Pyramid. Give suggestion on how to modify them to make people healthier.
- VI. Understand the causes of food poisoning and its prevention.
- VII. Explain aerobic exercises and non-aerobic exercises. Introduce two kinds of exercises of each type and list how many calories they consume in an hour and explain the proper ways of eating to regain energy after exercise.

Remarks

An appointed Guider may assess this badge for her own Unit.



The Hong Kong Girl Guides Association
Interest Badge Syllabus
Guide Section

Forestry

- I.
 1. Visit a botanical garden / country park / park. Mark on a sketch-map the places where 15 different species of trees grow; identify their twigs, flowers, fruits, and leaves.
 2. Make leaf prints or bark rubbings of three of them. Illustrate your knowledge on the care and the growth of trees in a logbook or in an album and introduce them to the Assessor.
- II. Describe two ways of developing young seedlings and one experience in a tree planting activity.
- III.
 1. Sharpen a knife or change the blade of a saw.
 2. Demonstrate the use an axe or saw and know the maintenance of it.
 3. List ten wooden items which are used in the daily life.
- IV. Describe functions of trees and ways of their protection.
- V. Introduce the Registration of Old and Valuable Trees in Hong Kong and at least three kinds of endangered trees.
- VI. Illustrate how to prevent forest or hill fires.

Hong Kong Award for Young People

Holders of this badge are qualified for the Skills Section at the Bronze/ Progressive Silver/ Direct Silver (Minors) Level of the HKAYP.



The Hong Kong Girl Guides Association
Interest Badge Syllabus
Guide Section

Health

- I. Show by your personal appearance to the Assessor during the assessment that you are genuinely in good health and have good health habits; answer questions on cleanliness of clothing and toiletry articles, the use and the abuse use of cosmetics and deodorants.
- II. Explain the dangers of ill-fitting and unsuitable footwears. Describe how to choose a suitable pair of shoes for yourself.
- III. Describe the ways in which you try to keep your teeth and gums healthy.
- IV. Discuss with the Assessor how health is affected by cleanliness, posture of sitting and standing, exercising, sleeping, food, junk food, unwise dieting, drugs, smoking and alcohol.
- V. Discuss with the Assessor how you spend your leisure time to show that you are trying to maintain a balance in your various activities, interests, and work.

Remarks

An Appointed Guider may assess this badge for her own Unit.



The Hong Kong Girl Guides Association
Interest Badge Syllabus
Guide Section

Hiking

Make a logbook to show the following:

- I. Go on two overnight hikes with your Unit or Patrol. Decide a purpose for each hike (e.g. bird-watching, plant-observing). You must cover at least 20 km on foot in each hike.
- II. Use a map of HM20C/WGS84 1:20000 and a Silva compass for navigation.
- III. List the group equipment and personal equipment for an overnight hike.
- IV. Pack a backpack for an overnight hike and show the way of water proofing.
- V. Plan your journey, including the route, alternative route, rescue point, food and emergency food. Know how to seek help and what to do when get lost, or when there is a hill fire or bad weather.
- VI. Food and cooking: introduce some food that is suitable for hiking and its advantages. Describe what attention should be paid when cooking during the journey and what safety measures need to be taken.
- VII. Plan the meals of an overnight hike including the quantity, methods of carrying and cooking.
- VIII. Explain the treatment of graze, twist, cramp and heat stroke and the ways of call for help in different situations.

Remarks

An appointed Guider who holds a valid HKAYP Expedition Instructor Certificate may take this badge assessment for her own Unit.

Hong Kong Award for Young People

- Holders of this badge are qualified for corresponding theoretical part in the Adventurous Journey Section at the Bronze Level of the HKAYP.
- Candidates who have completed the Adventurous Journey Section at the Silver Level or above of the HKAYP in the "Hiking" are qualified for this badge.



The Hong Kong Girl Guides Association
Interest Badge Syllabus
Guide Section


Nature

Make a logbook to show the following:

- I. Study a chosen area for six months. Make notes on animal life noticed during this time. Your record should include at least five kinds of animals. (Including birds, mammals, reptile, etc.)
 1. Date of observation
 2. Locations
 3. Name of the animals (including Chinese, English and Latin)
 4. Pictures of the animals
 5. Distribution
 6. Food
 7. Life style
 8. Living in the wild
- II. Explain the characteristics of vertebrate and invertebrate animals and how they affect the natural environment.
- III. Introduce some organizations that work on the protection of wild animals such as The Conservancy Association, AFCD, etc.
- IV. Record with the help of photos and words the lives and characteristics of at least five kinds of Hong Kong plants. Describe their trunks, branches, leaves, flowers and fruits (at least three of them should be trees).
- V. Collect specimens of at least five types of plants.

Hong Kong Award for Young People

Holders of this badge are qualified for the Skills Section at the Bronze/ Progressive Silver/ Direct Silver (Minors) Level of the HKAYP.



The Hong Kong Girl Guides Association
Interest Badge Syllabus
Guide Section

Orienteering

- I. Understand the information on an orienteering map (ratio, colour, conventional signs, contour) and be prepared to answer questions from the Assessor.
- II. Use a log book to show the following and explain to the Assessor:
 1. The history of orienteering
 2. Types of orienteering
 3. Equipment for doing orienteering
 4. Safety precautions for taking part in orienteering
 5. Rules and regulations of doing orienteering
- III. Demonstrate the following skills to the Assessor: 3S, thumb method, handrail method and collecting features.

Note


Holders of Orienteering Level 1 Certificate issued by the Hong Kong Orienteering Association are qualified for this badge.

Remarks

An appointed Guider who holds a valid Orienteering Coach Certificate may take this badge assessment for her own Unit.

Hong Kong Award for Young People

- Holders of this badge who participate in activities for a minimum of 3 months OR complete recognized training for a minimum of 13 hours, are qualified for the Physical Recreation Section at the Bronze (Minors) Level of the HKAYP.
- Candidates who have completed the Physical Recreation Section at the Bronze Level or above of the HKAYP in the "Orienteering" topic are qualified for this badge.



The Hong Kong Girl Guides Association
Interest Badge Syllabus
Guide Section

Outdoor Cooking

- I. Cook a meal for 2 people out of doors which includes:
 1. Two dishes and a soup or a hot drink.
 2. Using two different kinds of cooking methods.
 3. A balanced menu.
 4. Submitting your plan (including the menu, recipe, quantity and cost) for approval to the Unit Guider and show it to the Assessor in the assessment.
- II. Explain to the Assessor how you select, store and prepare the food beforehand.
- III. Demonstrate the following:
 1. How to keep the cooked food warm.
 2. Wash the utensils, remove the rubbish and clean the area after the meal.
- IV. Prepare a standard first aid kit and explain the treatment of burns and scalds.
- V. Use camping stove in the assessment and explain to the Assessor the safety precautions to be taken and demonstrate how to change gas or add fuel.

Note


You may take a Guide friend with you to help you. If your friend wishes to be assessed for this badge at the same time, the two of you must share the preparation and work for the assessment and be able to satisfy the Assessor that your efforts were equal.

Remarks

1. An appointed Guider who holds a valid HKAYP Expedition Instructor Certificate may take this badge assessment for her own Unit.
2. An appointed Guider who holds a valid Camper's License or a Quartermaster Certificate may take this badge assessment for her own Unit.
3. The Current Division Camp Consultant may take this badge assessment for Guides from her Division.

Hong Kong Award for Young People

Candidates who have completed the Adventurous Journey Section at the Silver Level of the HKAYP are qualified for this badge.



The Hong Kong Girl Guides Association
Interest Badge Syllabus
Guide Section

Physical Fitness (Stage I)

Participate in the following events for at least three months.

1. Record the frequency of exercise each week (15 to 30 minutes each time) and the sports you have done.
2. Practice sit-up and record how many times you can do in one minute.
3. Sitting on the floor, stretch the upper limbs forward and measure the scale.
4. Participate in a sport which is played by hand.
5. Practice jogging until you attain the target of 1280 meters (16 Rounds) within nine minutes.


II. Test

Finish the following

Sit-up (one minute)	Sit & Reach (cm)	Bent-knee push-ups (one minute)	Nine-minutes Run (metre)
25	28	4	1280 (16 rounds)

Remarks

An appointed Guider who is a Qualified Physical Education Teacher or Physical Fitness Instructor of the Sponsoring Authority may take this badge assessment for her own Unit.



The Hong Kong Girl Guides Association
Interest Badge Syllabus
Guide Section

Physical Fitness (Stage II)

Must be a holder of Physical Fitness Badge (Stage I)

- I. Participate in the following events for at least three months.
1. Record the frequency of exercise each week (15 to 30 minutes each time) and the sports you have done.
 2. Practice sit-up and record how many times you can do in one minute.
 3. Sitting on the floor, stretch the upper limbs forward and measure the reach.
 4. Participate in a sport which is played by hand.
 5. Practice jogging until you attain the target of 1476 meters (18 ½ rounds) within nine minutes.

II. Test

Finish the following:

Sit-up (One minute)	Sit & Reach (cm)	Bent-knee push- ups (One minute)	Nine-minutes Run (m)
37	38	17	1476 (18 ½ rounds)

Remarks


An appointed Guider who is a qualified Physical Education Teacher or Physical Fitness Instructor of the Sponsoring Authority may take this badge assessment for her own Unit.



The Hong Kong Girl Guides Association
Interest Badge Syllabus
Guide Section

Pioneering

- I. Demonstrate how to use and carry an axe and a saw; and know how to maintain them.
- II. Make and use two of the following:
 1. An emergency shelter
 2. A ladder
 3. A means of crossing a stream
- III. Follow a map through an area unfamiliar to you and make three discoveries to be indicated by the Assessor.
- IV. Use natural material to boil a cup of water in twenty minutes.
- V. Cook something without using utensils.
- VI. List the Tracking Signs, and explain how to use them and the aims of using them.



The Hong Kong Girl Guides Association
Interest Badge Syllabus
Guide Section

Sports

Before starting to work for this badge you must either have taken part for at least three months in a sport in which you act as an individual; or have played regularly for three months as a member of a team in any team sport. Keep a record of events you take part in and show it to the Assessor.

- I. When you start to work for the badge, seek advice from your coach, teacher or a qualified instructor, set yourself targets for improvement over at least the next six weeks.
- II.
 - a. Explain the rules of the sport and the safety rules applicable to it.
 - b. Describe what clothing and equipment is needed and the care of it.
- III. Demonstrate to the Assessor the warming-up activities appropriate to your chosen sport or discuss with him or her preparations for playing it.
- IV. Demonstrate to the Assessor, or take proof of, the progress you have made in your chosen sport. Discuss this with him or her and set yourself targets for the future.
- V. Explain to the Assessor how you get to know more about your chosen sport by watching a television series on it, studying a sports personality or reading a book about it and tell the Assessor what you have learnt.

Note

1. Holders of “Pre-Alpha” Level Certificate or above in Ice Skating are eligible for this badge.
2. The following items cannot be used for this badge: Cycling, Swimming and Canoeing.

Hong Kong Award for Young People

- Holders of this badge are qualified for the Physical Recreation Section at the Bronze Level of the HKAYP.
- Candidates who have completed the Physical Recreation Section at the Bronze Level or above of the HKAYP in the "Sports" topic are qualified for this badge. (Excluding cycling, swimming and canoeing)



The Hong Kong Girl Guides Association
Interest Badge Syllabus
Guide Section

Star Gazing

- I. Keep a logbook with photos over a period of six months or above at approximately the same time in the evening giving observations of stars, moon and planets (if any) visible from a window, garden or a designated place. There should be at least five entries of the shapes and positions of the moon or stars (including direction and height. It is suggested that the photo should include buildings or landscapes so as to show its height from the land.) You should also record the time and the weather. (e.g. clear sky, cloudy, etc.)
- II. Recognize the shape and location for eight of the following:
 1. The Big Dipper, the “W” of Cassiopeia and point out the location of the Polaris
 2. The big triangle in Spring (Spica, Denebola, Arcturus)
 3. The Leo
 4. The Scorpio
 5. The Centaurs
 6. The Gemini
 7. The Taurus
 8. The approximate location of the centre of the Milky Way
 9. The Polaris
 10. The big curve of the Spring (the curve formed by the Saptarishi, Arcturus and Spica)
 11. The big triangle of Summer (Altair, Lyra and Cygnus)
 12. The big square of Autumn (the four stars at the belly of the Pegasus)
 13. The big triangle of Winter (Orion, Sirius, Procyon)
- III. Understand the following on star gazing:
 1. The attitude of star gazing and the suitable conditions for star gazing such as season, date and weather.
 2. The types of astronomical phenomena in the atmospheric layer.
 3. The difference of astronomical phenomena in different parts of the world.
 4. The relationship between seasons and the starry sky.
 5. The number of planets and their names.
 6. The number of constellations.
 7. Different shapes of the moon.
 8. Constellations in any two seasons in the four. You must list at least one in each season.




The Hong Kong Girl Guides Association
Interest Badge Syllabus
Guide Section

Star Gazing

- IV. Know how to use simulated star softwares and use them to find out information of astronomical phenomena.
- V. Know how to use a rotate star chart.

Hong Kong Award for Young People

Candidates who have completed the Skills Section at the Bronze Level or above of the HKAYP in the "Star Gazing" topic are qualified for this badge.



The Hong Kong Girl Guides Association
Interest Badge Syllabus
Guide Section

Swimming (Stage I)

- I. Swim 50 metres in any style.
- II. Float on the water for 30 seconds.
- III. Tread water for 1 minute.
- IV. Dive and swim 5 metres. (The whole body should be below water surface.)
- V. Explain swimming safety rules.
- VI. Illustrate how to use the basic swimming-aid apparatus, e.g. buoy, lilo, a life jacket, etc.

Note


Holders of certification letter (with letter head or official chop) from official swimming organizations are eligible for this badge.

Remarks

An appointed Guider who holds a valid Life Saving certificate may take this badge assessment for her own Unit.

Hong Kong Award for Young People

Holders of this badge are qualified for the Physical Recreation Section at the Bronze Level of the HKAYP.



The Hong Kong Girl Guides Association
Interest Badge Syllabus
Guide Section

Swimming (Stage II)

Must be a holder of Swimming Badge (Stage I)

- I. Swim 50 metres in free style.
- II. Swim 50 metres in breast stroke.
- III. Swim 50 metres in back stroke and life-saving stroke.
- IV. From the surface of the water, dive to the bottom at a depth of 2 metres (or the nearest depth available but not less than 1.5 metres) find an object 2-4kg and bring it to land. If you fail at your first attempt, the test must be repeated three times and be successfully completed on each occasion.
- V. Dive into the pool and plunge 10 metres in 1 minute or under. (A plunge is a standing dive made head first from a firm take off i.e. side of pool. The body must be kept motionless, face downward and no progressive action shall be imparted to it other than the impetus of the dive.)

Note

Holders of certification letter (with letter head or official chop) from official swimming organizations are eligible for this badge.

Remarks

An appointed Guider who holds a valid Life Saving certificate may take this badge assessment for her own Unit.

Hong Kong Award for Young People

Holders of this badge are qualified for the Physical Recreation Section at the Silver Level of the HKAYP.



The Hong Kong Girl Guides Association
Interest Badge Syllabus
Guide Section

Weather Knowledge

- I. Keep a daily record of the following for at least a month:
 1. Wind force and direction (Beaufort Scale)
 2. Amount of rainfall
 3. Temperature
 4. Relative humidity
 5. Barometer reading
 6. Weather warning signals
- II. Describe six signs foretelling the weather, and show records of testing their accuracy from your own observation.
- III. Identify three cloud types and briefly explain how they are formed.
- IV. Explain the characteristics of the wind directions of Hong Kong in summer and winter.
- V. Choose two of the following and explain how they are formed: dew; fog; hail; snow and rainbow.
- VI. Make either a simple rain gauge or a wind vane. Know how to use it to obtain reasonably reliable records.
- VII. Choose five of the Solar terms out of the 24 and explain their characteristics and indications.
- VIII.
 1. Explain how a storm is formed.
 2. Introduce the characteristics of seasonal storm in Hong Kong.
 1. Introduce the categories and grading of storms (Tropical Cyclones) in Hong Kong.

Hong Kong Award for Young People

Candidates who have completed the Skills Section at the Bronze Level or above of the HKAYP in the "Weather Knowledge" topic are qualified for this badge.